


## Introduction:

The #1 brand of stain resistant decking, is a superior decking option. Refining and redefining the very notion of building a deck. Engineered with Foam Technology, HNdeck™ virtually eliminates the shortfalls associated with wood and composite decking.

The fastest growing brand of decking on the market. HNdeck™ is built to withstand a houseful of spills and objects, so homeowners can actually live on their HNdeck™. Spilled wine, fruit punch, even hamburger grease are no match for HNdeck™'s stain resistance. Since HNdeck™ is scratch resistant, you won't have to worry about scuffs during installation and your HNdeck™ will continue to look great for years to come.

Take the HNdeck™ Double Dare and you will see first hand HNdeck™ beats all other decking options-wood or composite-hands down.



## Features & Benefits:

As one of the top performing deck surface materials, HNdeck™ makes it easy for you to enjoy the features and benefits of a low maintenance deckboard.

- **Resists Fading** looks beautiful season after season without all the costly maintenance.
- **Insect Resistant** 100% PVC Blend is impervious to insects.
- **Splinter-Free** PVC Compound will not splinter, flake or peel.
- **Dimensionally Stable** Patented formulation expands and contracts less than 0.05% allows for end to end butt joints.
- **Slip Resistant Surface** Attractive embossed wood grain anti-skid surface is slip resistant when wet or dry. Never Hot, Always comfortable to touch.
- **Fire Resistant** HNdeck™ self extinguishes in the event of fire.

- **Water Resistant** HNdeck™ will not absorb moisture making it ideal for high humidity and marine environments such as boat docks and pools.
  - **Low-Maintenance** Never needs painting or sealing
  - **Easy To Install** Works as easily as traditional lumber using basic hand and power tools.
  - **Easily Fastened** Easily accepts nails, deck screws or hidden fasteners.
  - **Light Weight** Cellular extrusion process yields low specific gravity making HNdeck™ lighter than wood and composite materials.
- Easy To Clean** Impervious to the most common environmental contaminants and cleans with mild soap and water.
- **Environmentally Friendly** PVC is a recyclable material and saves our precious forest resources from being depleted. Because HNdeck™ is UV and water resistant, chemical treatments are not necessary. Safe for kids to play on

## Performance Comparison:

Properties	Wood	Composite	HNdeck™
Paint, Stain Adhesion		☆	☆
Without Preservative		☆	☆
Splinter Free			☆
Won't Shrink or Swell	☆		☆
Impact Resistant			☆
Won't Split or Warp			☆
Moisture Resistant			☆
Insect Resistant		☆	☆
Resists Fading		☆	☆
Light Weight			☆
Maintenance Free		☆	☆
Fire Resistance			☆

## Color Offering:




Our decking is available in Light Sandalwood, Sandalwood, Light Driftwood & Driftwood, Khaki, Almond, Mocha, Gray, White etc.

## Installation Guidelines:

### RECOMMENDED TOOLS AND MATERIALS:

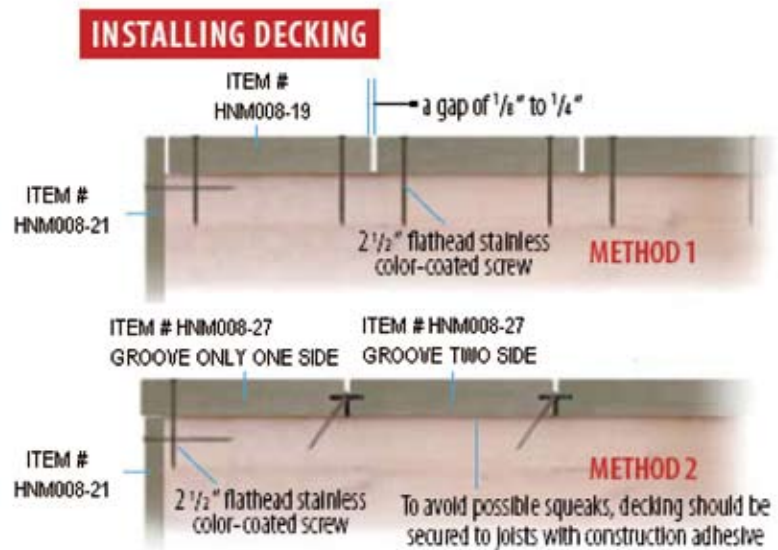
1. CARBIDE SAW BLADES & SAW (carbide tipped with less than 20 teeth is preferred)
2. TAPE MEASURE
3. NAILS, SCREWS OR DECK FASTENERS
4. SAFETY GLASSES
5. MARKING CHALK OR PENCIL
6. PROTECTIVE CLOTHING
7. SCREW GUN OR HAMMER
8. HEARING PROTECTION

**Joist span:** 16-inch center to center joist span is recommended for residential installation. 12-inch center to center joist span is recommended for commercial installation. When installing boards at 45-degree angles, 12-inch center to center joist span is recommended.



### Installing Decking


As illustrated, there are two methods to install deck board. Method-1 is the traditional one, while Method-2 taking advantage of HNdeck™'s fastener & groove system eliminates pre-drilling and enables faster installation as well. You may fasten the outside edge of the first board to deck with screws. Then from the second board, you can just use HNdeck™ fasteners to secure each board onto the joists underneath at the intersection. HNdeck™ fastener will automatically maintain an identical spacing between each board. When apply a screw through the fastener, you need to make sure that the screw head is relatively flush with the fastener; and never over tighten screws and bow fasteners. The fastener's long edge must remain parallel to the deck board so the next deck board will fit snugly. Repeat the same process for each board until the outside edge of the last board is fastened with screws. To avoid possible squeaks, deck boards are recommended be glued on to joists with construction adhesive.



**Gapping** Gaps between decking boards allow water to drain off and also for the slight thermal expansion. A gap of 1/8" to 1/4" is recommended. HNdeck™'s groove & fastener system will provide a uniform spacing between deck boards.

**End-to-end & Abutting gap** Deck boards must be gapped end-to-end, based upon the temperature at installation. See chart on right. When deck boards are abutting a wall or a solid objects, gapping is also required. The gapping could be a half of the end-to-end gapping.

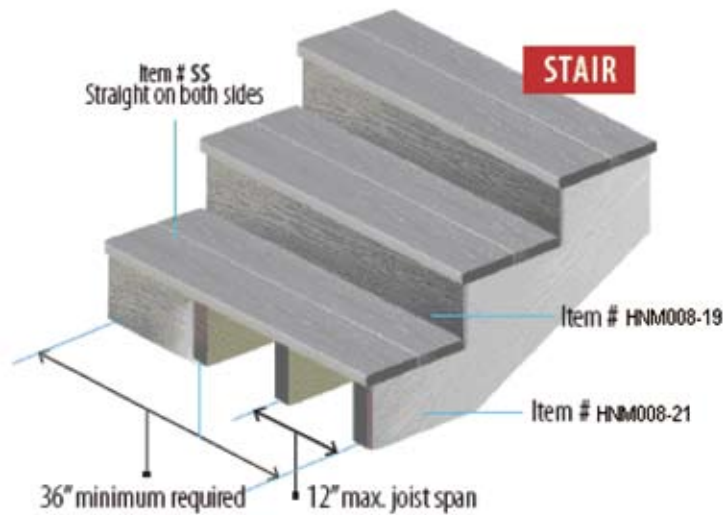
**Stairs** Traditional stairs require at least four stringers for a 36" wide stair.



**GAPPING**

Decking must be gapped end-to-end, based upon the temperature at installation.

	below 55° F	above 55° F
12' board	3/16"	3/32"
16' board	1/4"	1/8"
20' board	5/16"	3/16"



**Tips of estimating materials**

**DECKING BOARD CALCULATIONS**

square footage ÷ 5.5 x 1.05 = number of 12ft decking boards needed  
 square footage ÷ 7.3 x 1.05 = number of 16ft decking boards needed  
 square footage ÷ 9.1 x 1.05 = number of 20ft decking boards needed

**FASTENER CALCULATION**

each GG or GS board	12FT	16FT	20FT
fasteners needed for 16" joist spanning	10	13	16
fasteners needed for 12" joist spanning	13	17	21

The above instructions are just guidelines to help you install HNdeck™ deck system. There might be some different situations or factors, which requires expertise and experience of a professional for your specific project. To guarantee a successful installation, consulting with an expert about a project is always recommended. HNdeck™ disclaims any liability for improper installation.

**Affordable Home Products LLC**

Address: 15943 West 65th Street, Shawnee, KS 66217  
 Tel: 877-SEEK-TUF (877-733-5883)  
 Fax: 877-346-8744  
 www.affordablehomeproduct.com  
 sales@affordablehomeproduct.com